

Yuasa UXF Series, VRLA Battery 10 Years Design Life

The Yuasa UXF series is designed to provide the highest possible energy density, while offering a true 10-year design life product. Incorporating valve regulated technology, Yuasa's UXF is ideally suited for 19" and 23" communication racks, with the front terminal connection providing quick and safe installation and maintenance.

- Front terminal construction
- Long service life: 10 years, @ 25°C
- Flame retardant battery lid and container (UL94 V-0)

General Performance

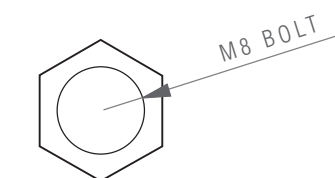
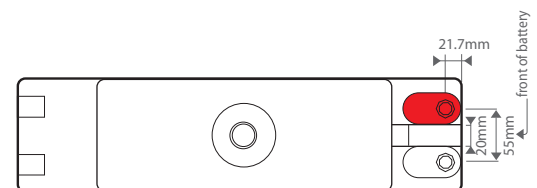
Battery	UXF100-12FR	
Application	Floating	
Design Life	10 Years	
Nominal Capacity	100Ah	
Actual Capacity at 25°C	1 hour rate to 1.70 Vpc	69Ah
	3 hour rate to 1.70 Vpc	84Ah
	10 hour rate to 1.80 Vpc	100Ah

Electrolyte

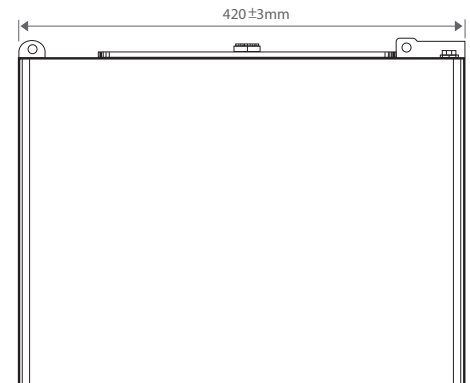
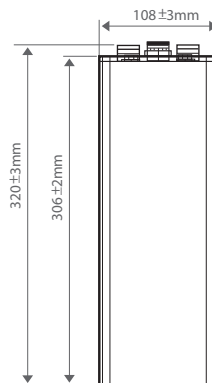
Fully charge density at 20°C	1.300
Density Range	1.290-1.310
Gelled/Absorbed	AGM
Mounting Orientation	Vertical

Plates

Positive Plates:	
Number/cell	5
Type	Flat Pasted
Material of grid	Lead Calcium Tin
Thickness	3.8mm
Negative Plates:	
Number/cell	6
Type	Flat Pasted
Material of grid	Lead Calcium Tin
Thickness	2.2mm



Terminal Type
Bolt on - M8



Yuasa UXF Series, VRLA Battery 10 Years Design Life

Physical Properties

Separators	
Type	Glass Mat
Is glass fibre included?	Yes
Thickness	1.8mm
Lid & Container Materials	
Lid Material, Colour	Acrylonitrile Butadiene Styrene ABS/Grey
Container Material, Colour	Acrylonitrile Butadiene Styrene ABS/Grey
Flame Retardant	Yes - UL94-FV-0
Safety Vent Operational Pressure	20kPA
Flame Arrestor Filter Fitted	Yes
Dimensions:	
Overall Width	108mm ± 3
Depth	420mm ± 3
Height	306mm ± 3
Overall Height	320mm ± 3
Battery Weight (kg)	
Total Weight (wet)	41kg
Terminal Type	Bolt on - M8
Tightening Torque	9.4 to 14 Nm

Electrical Properties

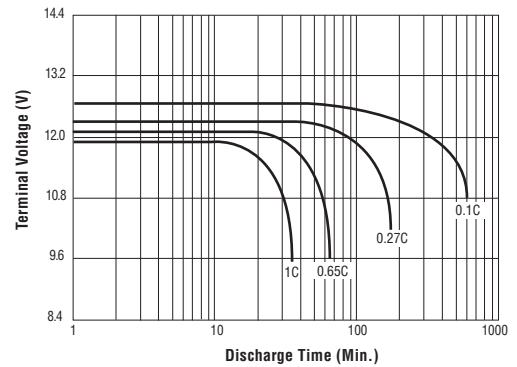
Self Discharge Rate @ 25°C	<3%per month		
Normal Charge (Amperes)	10A		
Max. Charge (Amperes)	20A		
Internal Resistance (mOHMS)	4 mΩ		
Volts End of Charge	2.275 Vpc		
	20°C	25°C	30°C
Float Voltage (Vpc)	2.290 Vpc	2.275 Vpc	2.260 Vpc
Float Current (mA)	~100mA	~100mA	~100mA
Initial Short circuit current (A)	~3500A		
Efficiency at 10 hour rate (%):			
Ampere-Hour	>90%		
Watt-Hour	>78%		

Compliant Standard

Manufacturing Standard	JIS C8704-2: 1999
------------------------	-------------------

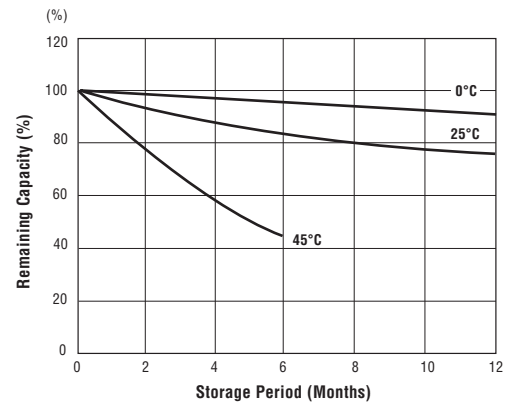
Discharge Characteristics

Discharge Characteristic Curves at 25°C



Please consult with us in case of use at discharge current of 1C or larger

Self Discharge Characteristics



Temperature and Discharge Capacity

