

Specification

Nominal Voltage	12V	
Nominal Capacity(8HR)	150.0AH	
Dimension	Length	551 ± 2mm (21.69 inches)
	Width	110 ± 2mm (4.33 inches)
	Container Height	287 ± 2mm (11.30 inches)
	Total Height (with Terminal)	287 ± 2mm (11.30 inches)
Approx Weight	Approx 46.0 Kg (101.4 lbs)	
Terminal	T6	
Container Material	ABS	
Rated Capacity	165.0 AH/8.25A	(20hr, 1.80V/cell, 25°C/77°F)
	155.7 AH/15.57A	(10hr, 1.80V/cell, 25°C/77°F)
	150.0 AH/18.75A	(8hr, 1.80V/cell, 25°C/77°F)
	141.7 AH/28.34A	(5hr, 1.75V/cell, 25°C/77°F)
	103.8 AH/103.8A	(1hr, 1.67V/cell, 25°C/77°F)
Max. Discharge Current	1200A (5s)	
Internal Resistance	Approx 3.0mΩ	
Operating Temp. Range	Discharge	-15 ~ 50°C (5 ~ 122°F)
	Charge	0 ~ 40°C (32 ~ 104°F)
	Storage	-15 ~ 40°C (5 ~ 104°F)
Nominal Operating Temp. Range	25 ± 3°C (77 ± 5°F)	
Cycle Use	Initial Charging Current less than 45.0A. Voltage	
	14.4V ~ 15.0V at 25°C (77°F) Temp. Coefficient -30mV/°C	
Standby Use	No limit on Initial Charging Current Voltage	
	13.5V ~ 13.8V at 25°C (77°F) Temp. Coefficient -20mV/°C	
Capacity affected by Temperature	40°C (104°F)	103%
	25°C (77°F)	100%
	0°C (32°F)	86%
Self Discharge	Synergy FT series batteries may be stored for up to 6 months at 25°C (77°F) and then a freshening charge is required. For higher temperatures the time interval will be shorter.	



Applications

- ◆ For standard 19 inches or 23 inches power cabinets
- ◆ Network connection equipment of communication system
- ◆ Power system of special network or local area network
- ◆ UPS, standby power supply
- ◆ Power station systems
- ◆ Railway and marine systems



Constant Current Discharge (Amperes) at 25 °C (77°F)

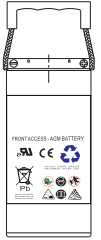
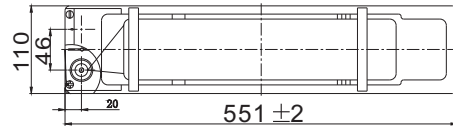
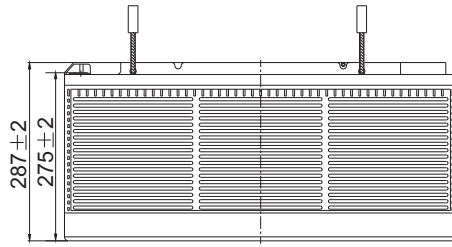
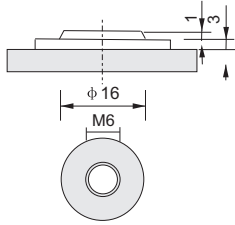
F.V/Time	10min	15min	20min	30min	45min	1h	2h	3h	4h	5h	6h	8h	10h	20h
1.85V/cell	260.9	217.5	186.6	146.4	113.5	92.3	55.0	39.6	31.8	26.3	22.9	17.85	14.89	7.89
1.80V/cell	295.8	242.4	206.6	160.2	122.1	98.5	58.0	42.2	33.5	27.7	24.1	18.75	15.57	8.25
1.75V/cell	324.6	262.3	220.4	168.3	126.8	102.0	59.2	42.8	34.3	28.3	24.5	18.98	15.75	8.37
1.70V/cell	347.2	276.3	229.3	173.2	129.7	103.4	60.0	43.3	34.5	28.5	24.8	19.25	15.90	8.43
1.67V/cell	359.3	283.1	234.1	175.4	130.2	103.8	60.2	43.5	34.8	28.8	25.1	19.50	16.05	8.48
1.60V/cell	377.7	294.0	244.5	179.9	133.6	106.5	61.2	44.4	35.6	29.6	25.5	19.95	16.35	8.52

Constant Power Discharge (Watts) at 25 °C (77°F)

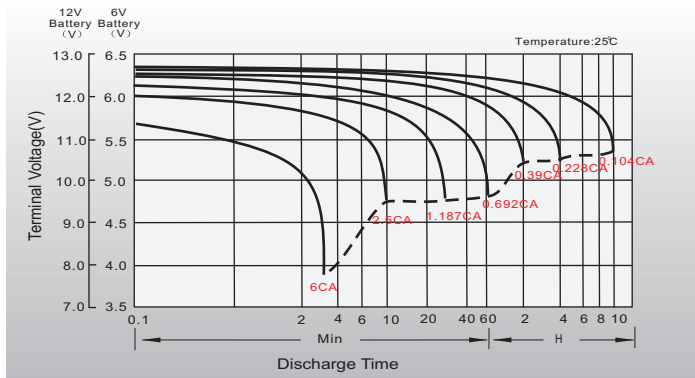
F.V/Time	10min	15min	20min	30min	45min	1h	2h	3h	4h	5h	6h	8h	10h	20h
1.85V/cell	487.1	410.2	355.5	281.9	220.4	179.8	108.0	78.0	62.8	52.2	45.5	35.6	29.8	15.78
1.80V/cell	545.8	451.0	387.8	303.8	235.3	190.9	113.1	82.6	65.8	54.6	47.6	37.3	31.1	16.48
1.75V/cell	589.5	482.2	409.9	316.6	242.0	196.8	114.9	83.5	67.2	55.7	48.2	37.6	31.4	16.70
1.70V/cell	616.5	500.9	423.2	324.1	246.7	198.8	116.2	84.2	67.5	55.8	48.7	38.1	31.7	16.81
1.67V/cell	635.4	511.2	430.2	327.6	246.8	199.2	116.4	84.5	67.9	56.4	49.2	38.6	31.9	16.88
1.60V/cell	649.5	520.3	443.1	331.5	250.5	202.4	117.3	85.7	69.0	57.6	49.9	39.4	32.5	16.95

Dimensions

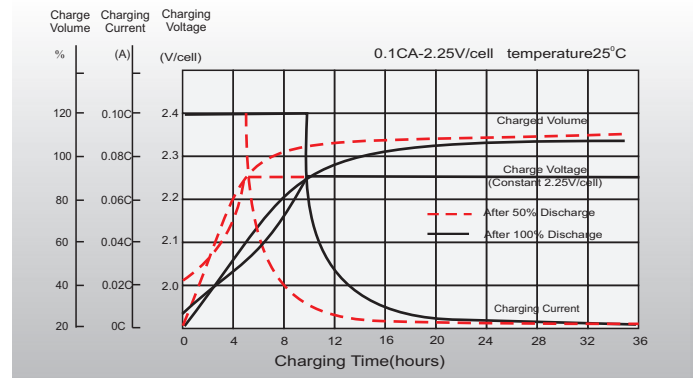
T6 Terminal Unit: mm [inches]



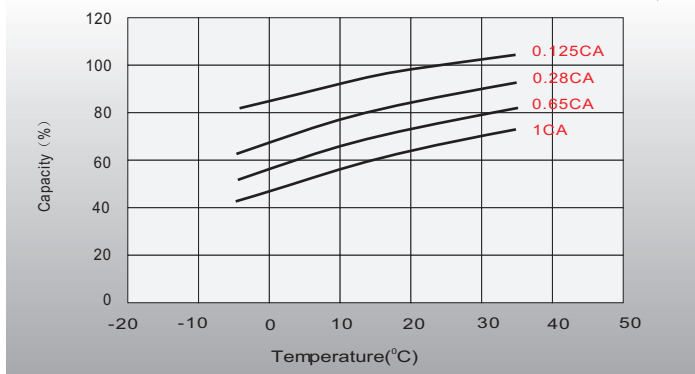
Discharge Characteristics



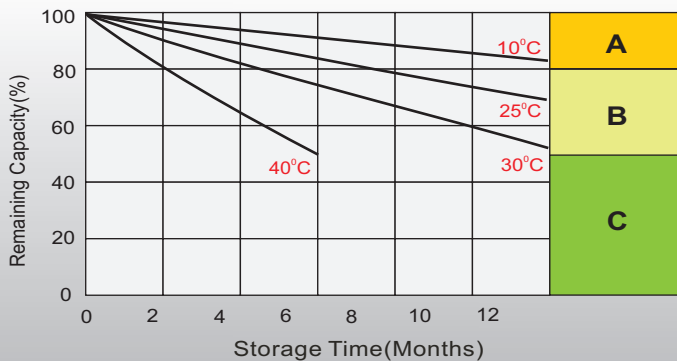
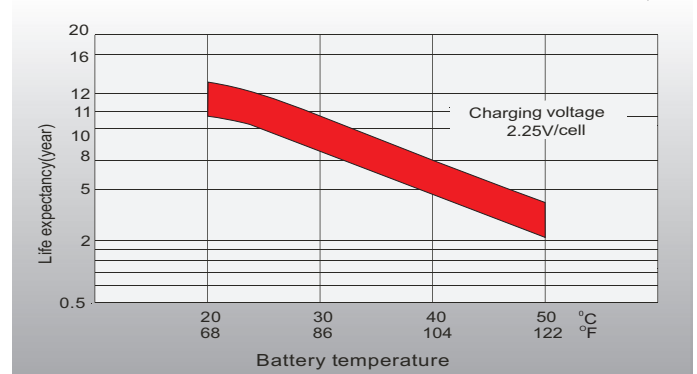
Float Charging Characteristics



Temperature Effects in Relation to Battery Capacity



Effect of Temperature on Long Term Float Life



Self Discharge Characteristics

- A** No supplementary charge required
(Carry out supplementary charge before use if 100% capacity is required.)
- B** Supplementary charge required before use. Optional charging way as below:
 1. Charged for above 3 days at limited current 0.25CA and constant volatge 2.25V/cell.
 2. Charged for above 20hours at limited current 0.25CA and constant volatge 2.45V/cell.
 3. Charged for 8~10hours at limited current 0.05CA .
- C** Supplementary charge may often fail to recover the capacity.
The battery should never be left standing till this is reached.

Sales Office

Innovative Energies Ltd
 1 Heremai Street, Auckland, New Zealand
 Ph: +64 9 8350700
 Email: info@innovative.co.nz
www.innovative.co.nz

