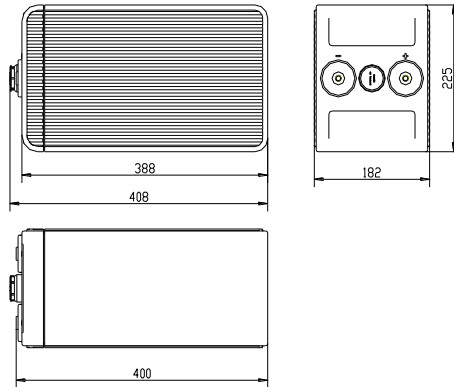


CNC-600



The series of energy storage lead carbon battery is the latest product through the latest VRLA battery manufacturing technology. This product has excellent low temperature performance, deep cycle performance and quick charge performance due to the optimized design of plate grid, active material, container, electrolyte and assembling pressure with automatic watering. It can be broadly utilized as the energy storage system of solar and wind power generation, and for backup power supply of UPS. The designed life is more than 10 years.

Product Advantage:

- ★ Special carbon additive has been added into the negative plate, which suppress the plate sulfate and reduce the internal resistance, so that the.
- ★ The plate with the structure of dense grid and block is made of low-resistance alloy, which improves the charge acceptability.
- ★ Special conductive oxide and carbon fiber have been added into the positive plate, which improves the utilization of active material and deep discharge performance.
- ★ The small plate structure avoids the distortion of plate and improves specific energy.

Normal Voltage	2V
Capacity	600 Ah @ 10hr to 1.80V per cell @ 25°C
Weight	Approx 35.2 kg (77.6 lbs)
Internal Resistance (full charged)	Approx 0.33m Ω ,25°C
Maximum Discharge Current	6365A
Maximum Discharge Current	1800A
Self Discharge @ 25°C	Less than 4% after 90 days storage
Operating Temperature Range	Discharge: -40°C ~ 50°C Charge: -20°C ~ 45°C Storage: -20°C ~ 40°C
Recommended Operating Temperature	15°C ~ 25°C
Maximum Charging Current Limited	240A
Charging Voltage @ 25°C	Float: 2.23 V/cell, Cycle: 2.35V/ cell Temps coefficient: -4mV/°C
Contain Materials	ABS
Terminal	M8 , HPb59- 1
Capacity Affected by Temperature	105 % @ 40°C; 85 % @ 0°C ;60 % @ -20°C

Attain certificate:

- ISO9001:2008
(NO.03009Q10083R2M)
- ISO14001:2004
(NO.03010E10145ROM)
- GB/T 28001-2001
(NO.03010S10141ROM)

Conforms to the standard:


- YD/T799-2010
- GB/T22473-2008
- IEC61427-2005
- IEC60896-22/21,2004

Constant Current Discharge Characteristics Unit: A (25°C)

Discharge time and cut - off voltage										
10hr	24hr	36hr	48hr	60hr	72hr	84hr	96hr	10hr	120hr	240hr
1.8V	1.85V									1.90V
63	28	19.4	14.5	12	10	9	8	7.2	6.55	3.35

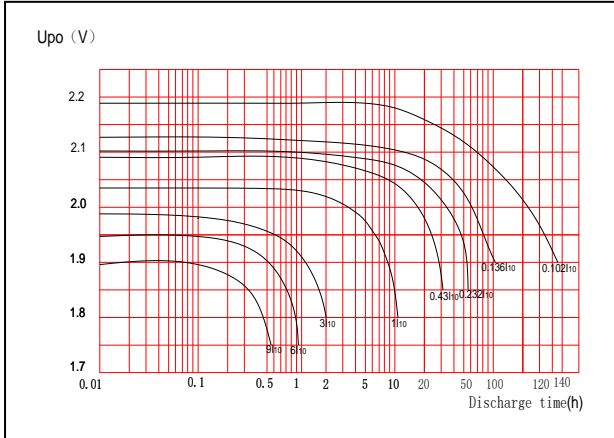
Constant Power Discharge Characteristics Unit: W/cell (25°C)

Discharge time and cut - off voltage										
10hr	24hr	36hr	48hr	60hr	72hr	84hr	96hr	10hr	120hr	240hr
1.8V	1.85V									1.90V
122	56	38.8	29	24	20	18	16	14.4	13.1	6.7

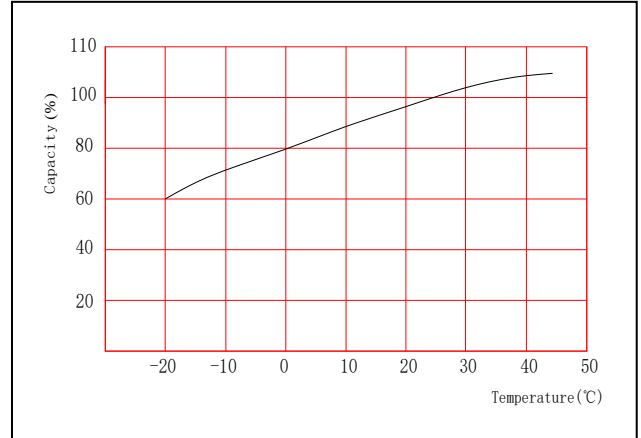


This information is generally descriptive only and is not intended to make or imply any representation, guarantee or warranty with respect to any cells and batteries. Cell and battery designs/specifications are subject to modification without notice.

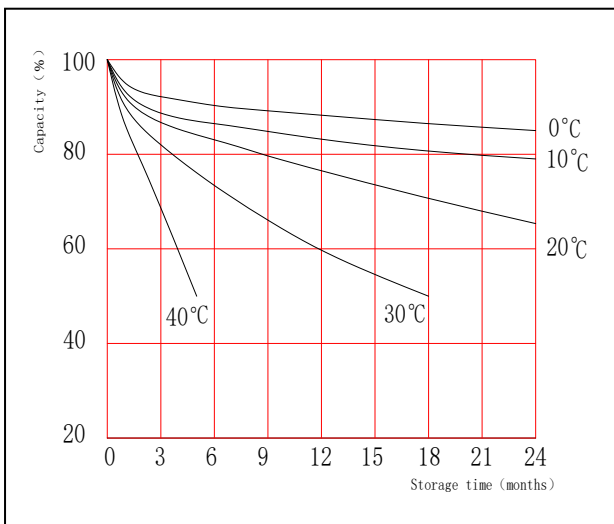
Discharge Performance at Different Discharge Rate (20°C)



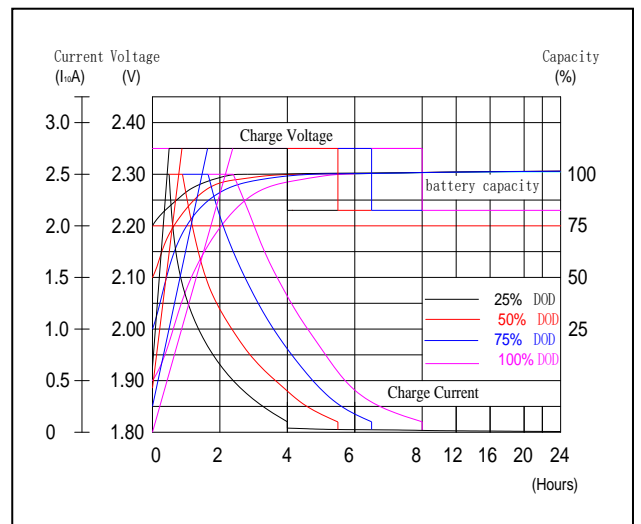
Capacity at Different Temperature



Curve of Self-discharge at Different Temperature



Constant Voltage Charge Characteristics



Curve of Cycle Life at Different Depth of Discharge

