

BCH800-1K SERIES

Battery Charger / Power Supply: 800 ~ 1000 Watts



Features

- Convection cooled: No fans
- Two power levels: 800 & 1000 watts
- Fully isolated input – output
- Over voltage protection
- Overload and short circuit protection
- Inrush current limiting
- MTBF > 150,000hrs
- Any output from 24vdc ~ 120vdc possible
- Customised mechanical solutions on request
- Power Fail / Charger Fail Alarm
- Battery Low Alarm

Specifications

Input Voltage	230VAC (190 ~ 264)
Input Frequency	47 ~ 63Hz
Input Current	9.5A
Input Protection	Inrush current limiting Transient protection / Varistors Internal safety fuse
Isolation	Input – Output: 4300vdc Input - Chassis 2250vdc Output – Chassis 500vdc
Efficiency	Typically 80%
Output voltage	See table
Output Power	800 ~ 1000 watts
Voltage adjustment	24V: 24-28V 48V 48-56V 96V: 108-127V 108V: 108-127V
EMC	EN55022 Class A
Immunity	EN 61000-4-2 (ESD) EN 61000-4-3 (RF Immunity) EN 61000-4-4 (Fast Transients) EN 61000-4-6 (Conducted Imm.)
Switching Freq.	Typically 55KHz
Output Diode	Internally fitted output isolation diode
Parallel operation	Yes
Regulation	Line: ±1% Load: ±1.5%
Output Ripple/Noise	Typically <1% of output voltage
Overload Protection	Constant current limiting with short circuit protection. Battery must be externally fused.
Thermal Protection	Thermal shutdown with auto recovery, when unit cools down.
Overvoltage Protection	Yes. Recycle mains input to re-set
Operating Temp.	0°C to +50°C at full load. Derate 2.5% per °C to +70°C.
Temperature Drift	0.03% per °C over operating range

Description

The **BCH800 & BCH1000** series battery charger is a rugged, industrial-grade product, using field- proven design suitable for use in DC battery back-up applications.

It is a mature product providing excellent reliability and performance and delivering up to 1000 watts of output power with convection/conduction cooling. ...NO Fans.

The two alarms provide external monitoring of Power Fail / Charger Fail and Battery Low via voltage free contacts. The chassis-mount design feature allows for easy mounting.

Additional ruggedizing and conformal coating are available for applications requiring higher immunity to shock, vibration, humidity, moisture, dust and insects.

Options

TBC	Temperature Battery Compensation Charging
TIM	Automatic Battery Testing
Boost	A variety of boost options

Specifications Cont.

Cooling	Conduction / convention cooled via base plate.
Shock & Vibration	IEC61373 Cat 1 A&B
Humidity	5-95% non-condensing
MTBF	>150,000hrs @ 45°C
Indicator	Green LED visible through cooling slots
Alarm Output	<ul style="list-style-type: none">• Power Fail / Charger Fail Alarm• Low Battery Alarm Both Alarms are CLOSE FAIL with common return Low battery only operative if power / charger fails.
Connections	Terminal block / barrier strip with 3/8"spacing
Dimensions	351 x 210 x 66mm (F6)
Weight	3.5kg

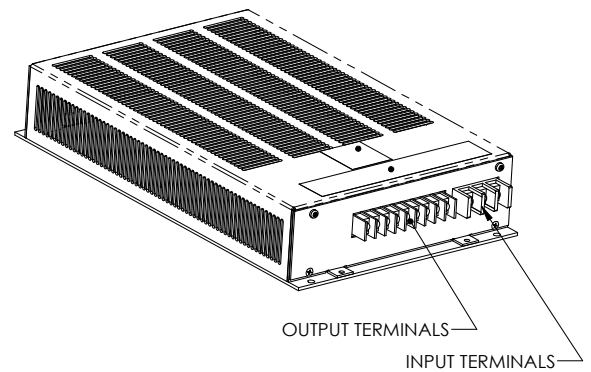
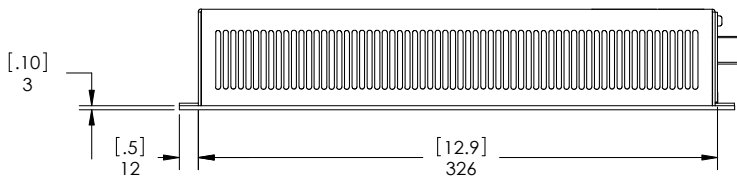
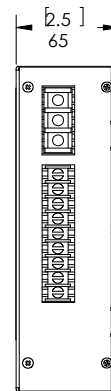
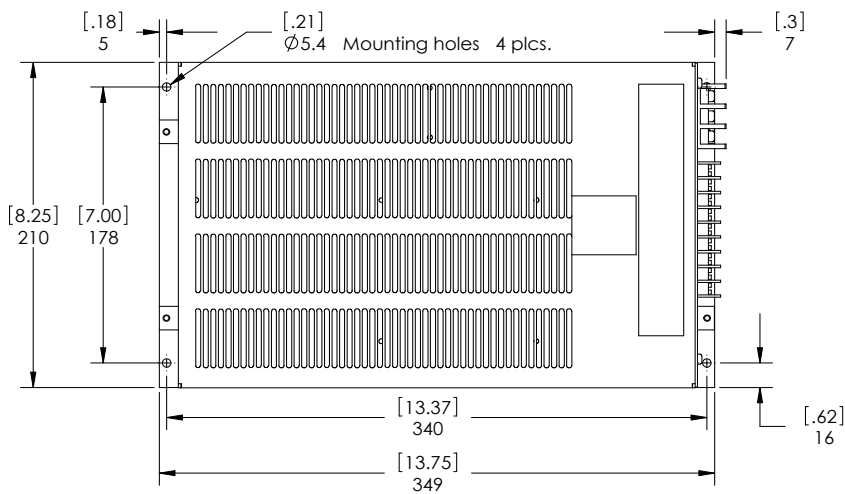
BCH800-1K SERIES

Battery Chargers: 800 ~ 1000 Watts



Model	Output			Power W
	Nom V	Float V	A	
BCH800-28FT	24V	27.6V	29A	800W
BCH800-55FT	48V	55.2V	14A	800W
BCH1K-110FT	96V	108.0V	8.0A	990W
BCH1K-110FT	108V	124.0V	8.0A	990W

110V model adjustable for use on 96V or 108V nominal battery systems



OUTLINE DRAWING
F6 PACKAGE