



# AL SERIES - Long Life Standby

## AL12-26s (12V26AHR)

### Specification

Nominal Voltage	12V	
Nominal Capacity(10HR)	26.0AH	
Dimension	Length	166.5±1mm (6.56 inches)
	Width	175±1mm (6.93 inches)
	Container Height	125±1mm (4.92 inches)
	Total Height (with Terminal)	125±1mm (4.92 inches)
Approx Weight	Approx 8.4 Kg (18.5 lbs)	
Terminal	T3 / T12	
Container Material	ABS	
Rated Capacity	27.6AH/1.38A	(20hr, 1.80V/cell, 25°C/77°F)
	26.0AH/2.60A	(10hr, 1.80V/cell, 25°C/77°F)
	22.5AH/4.51A	(5hr, 1.75V/cell, 25°C/77°F)
	20.5AH/6.85A	(3hr, 1.75V/cell, 25°C/77°F)
	16.0AH/16.0A	(1hr, 1.60V/cell, 25°C/77°F)
Max. Discharge Current	390A (5s)	
Internal Resistance	Approx 12.0mΩ	
Operating Temp. Range	Discharge : -15~50°C (5~122°F)	
	Charge : 0~40°C (32~104°F)	
	Storage : -15~40°C (5~104°F)	
Nominal Operating Temp. Range	25±3°C (77±5°F)	
Cycle Use	Initial Charging Current less than 7.8A. Voltage	
	14.4V~15.0V at 25°C(77°F)Temp. Coefficient -30mV/°C	
Standby Use	No limit on Initial Charging Current Voltage	
	13.5V~13.8V at 25°C(77°F)Temp. Coefficient -20mV/°C	
Capacity affected by Temperature	40°C (104°F)	103%
	25°C (77°F)	100%
	0°C (32°F)	86%
Self Discharge	Synergy AL series batteries may be stored for up to 6 months at 25°C(77°F) and then a freshening charge is required. For higher temperatures the time interval will be shorter.	



### Applications

- ◆ UPS and EPS
- ◆ Emergency light
- ◆ Railway signal and aircraft signal system
- ◆ Marine and power stations
- ◆ Alarm and security system
- ◆ Electronic apparatus and equipment
- ◆ Communication power supply, DC power supply



### Constant Current Discharge (Amperes) at 25 °C (77°F)

F.V/Time	10min	15min	20min	30min	45min	1h	2h	3h	4h	5h	6h	8h	10h	20h
1.85V/cell	33.5	28.0	23.9	19.5	14.7	12.4	7.89	6.25	5.06	4.09	3.59	2.87	2.45	1.365
1.80V/cell	42.9	33.8	28.2	23.0	17.1	13.8	8.61	6.72	5.41	4.39	3.85	3.05	2.60	1.378
1.75V/cell	47.1	36.9	30.3	23.9	17.8	14.5	8.93	6.85	5.54	4.51	3.96	3.10	2.63	1.391
1.70V/cell	51.3	39.4	31.9	24.8	18.5	14.9	9.28	7.04	5.67	4.62	4.04	3.15	2.65	1.417
1.65V/cell	55.4	41.9	33.9	26.2	19.0	15.4	9.54	7.34	5.87	4.75	4.13	3.20	2.71	1.435
1.60V/cell	60.1	44.8	36.1	27.7	19.8	16.0	9.86	7.56	6.05	4.91	4.22	3.23	2.74	1.443

### Constant Power Discharge (Watts) at 25 °C (77°F)

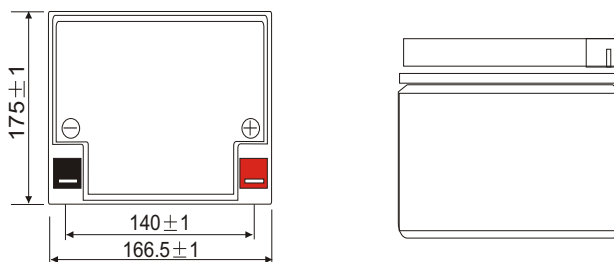
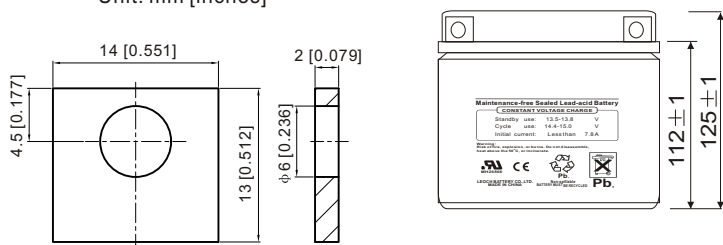
F.V/Time	10min	15min	20min	30min	45min	1h	2h	3h	4h	5h	6h	8h	10h	20h
1.85V/cell	63.1	53.2	45.8	37.8	28.8	24.3	15.6	12.4	10.1	8.17	7.18	5.77	4.94	2.75
1.80V/cell	79.7	63.4	53.4	44.0	33.3	27.0	16.9	13.3	10.7	8.73	7.68	6.11	5.23	2.77
1.75V/cell	86.2	68.4	56.9	45.3	34.2	28.2	17.5	13.5	10.9	8.93	7.86	6.20	5.27	2.80
1.70V/cell	91.9	72.1	59.3	46.9	35.5	29.0	18.1	13.8	11.2	9.14	8.02	6.28	5.32	2.85
1.65V/cell	98.3	76.1	62.6	49.0	36.0	29.7	18.5	14.3	11.5	9.36	8.17	6.37	5.42	2.88
1.60V/cell	104.3	80.0	65.9	51.4	37.3	30.6	19.1	14.7	11.8	9.64	8.32	6.41	5.47	2.89



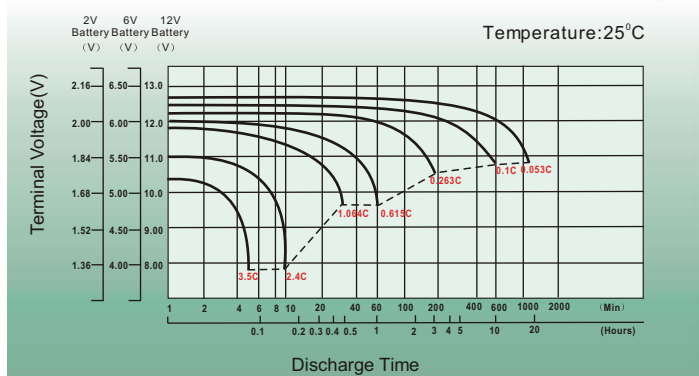
## Dimensions

### T3 Terminal

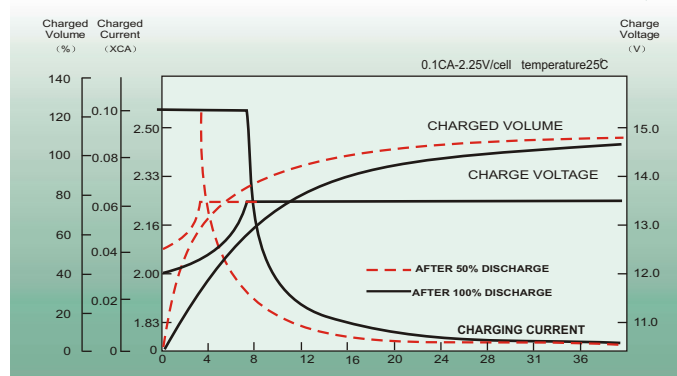
Unit: mm [inches]



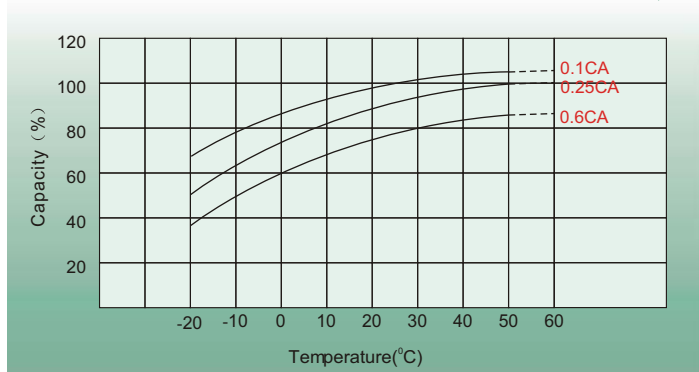
## Discharge Characteristics



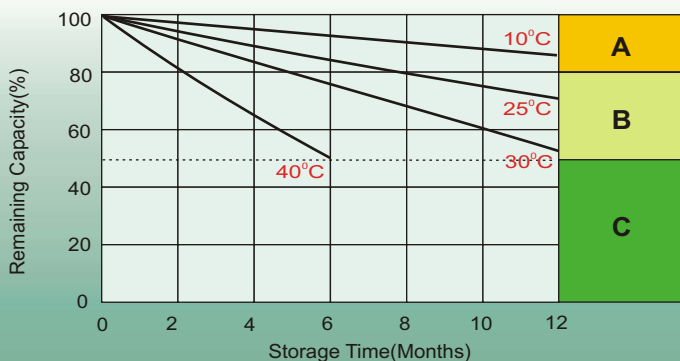
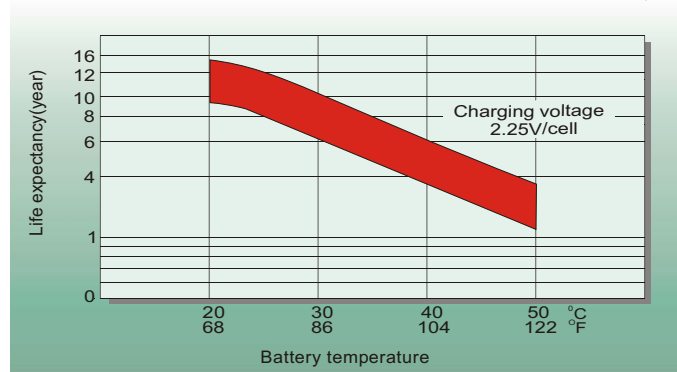
## Float Charging Characteristics



## Temperature Effects in Relation to Battery Capacity



## Effect of Temperature on Long Term Float Life



## Self Discharge Characteristics

- A** No supplementary charge required  
(Carry out supplementary charge before use if 100% capacity is required.)
- B** Supplementary charge required before use. Optional charging way as below:
  1. Charged for above 3 days at limited current 0.25CA and constant volatge 2.25V/cell.
  2. Charged for above 20hours at limited current 0.25CA and constant volatge 2.45V/cell.
  3. Charged for 8~10hours at limited current 0.05CA .
- C** Supplementary charge may often fail to recover the capacity.  
The battery should never be left standing till this is reached.

## Sales Office

Innovative Energies Ltd  
 1 Heremai Street, Auckland, New Zealand  
 Ph: +64 9 8350700  
 Email: info@innovative.co.nz  
 www.innovative.co.nz

